

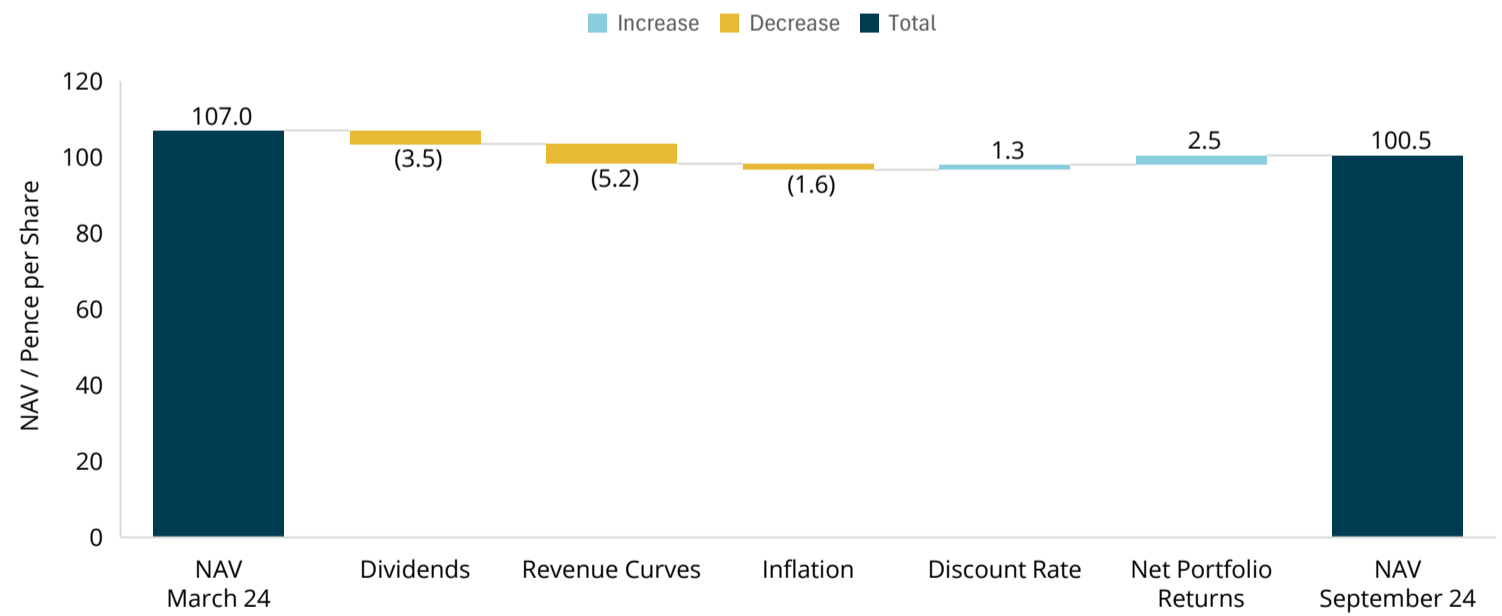
Launched in 2018, Gore Street Energy Storage Fund plc (LSE: GSF) is the internationally diversified energy storage fund. The Company is the only UK-listed Energy Storage fund with a diversified portfolio located across five grids.

NAV PER SHARE	OPERATIONAL EBITDA	DIVIDEND YIELD	NAV TOTAL RETURN SINCE IPO	ENERGISED CAPACITY	TOTAL CAPACITY
100.5 p <small>(Mar-end 2024: 107.0p)</small>	£10.9m <small>(H1 FY23/24: 12.2m)</small>	12.3% <small>(H1 FY23/24: 8.9%)</small>	42.7% <small>(FY23/24: 48.4%)</small>	421.4 MW <small>(FY 23/24: 421.4 MW)</small>	1.25 GW <small>(FY 23/24: 1.25 GW)</small>

Recent Highlights

- The portfolio generated £17.5 million of revenue during the six-month period. This amounted to £10.9 million in operational EBITDA.
  - As at 30 September 2024, the Company's debt to GAV gearing ratio was 11.5% .
  - NAV as at 30 September 2024 was £508 million, bringing NAV total return since IPO to 42.7%.
  - The Investment Manager has established Gore Street Energy Trading which uses an internally developed optimisation software. Post-period, five GB assets have been onboarded, with a combined capacity of 78.5 MW.
  - The construction assets, Big Rock and Dogfish made material construction progress. Energisation of Big Rock has commenced post-period and is expected to be completed in the coming weeks. Dogfish remains on
- track for energisation in February 2025. All necessary milestones have been completed for energisation of Enderby in preparation for the National Grid Electricity Transmission final outage.
  - Post-period, the Company upsized its Revolving Credit Facility with Santander to £100 million and converted and upsized its project-level debt facility with First Citizens Bank from \$60 million to \$90 million.
  - Post-period, the Company secured a 12-year fixed-price contract for its Californian asset, known as the Resource Adequacy contract. The contract is worth over \$14 million per annum over the contract's life. This is a fully stackable contract, enabling the asset to participate in multiple revenue streams concurrently, similar to the Capacity Market contracts that exist in GB.

PLC NAV Bridge (H1 FY24/25)



Investment Objective

The Company aims to provide investors with a sustainable and attractive dividend, generated from long-term investment in a diversified portfolio of utility-scale energy storage assets. In addition, the Company seeks to provide investors with capital growth through the re-investment of net cash generated in excess of the target dividend, in accordance with the Company's investment policy.



Environmental, Social and Governance

Signatory of PRI &TCFD aligned

The fund qualifies as an SFDR Article 8 fund



TASK FORCE ON CLIMATE-RELATED FINANCIAL DISCLOSURES



Principles for Responsible Investment



GREEN ECONOMY  
LONDON STOCK EXCHANGE



Sustainability Focus

The Company's Investment Manager has chosen to adopt the "Sustainability Focus" label as part of the Financial Conduct Authority's Sustainability Disclosure Requirements (SDR). The disclosures can be found on the Investment Manager's website.

Fund Overview

(For the six-month period ending 30 September 2024)

<b>Listing</b> LSE, Main Market
<b>Index Inclusion</b> FTSE All-Share Index
<b>Share Liquidity</b> Average weekly share trading volume of c.5.6m
<b>Market Capitalisation</b> £287.4 million
<b>Portfolio yield</b> Target of 7p per ordinary share
<b>Target Return</b> Target unlevered portfolio gross asset return of 10-12%
<b>Advisory Fee</b> 1.0% of Adjusted NAV. The advisory fee will be calculated as at each NAV calculation date and payable quarterly in arrears.
<b>Annualised Ongoing Charges</b> 1.40% of NAV per annum
<b>Markets</b> Great Britain, Island of Ireland, Germany, Texas & California

Useful links:

- [FY24/25 Interim Report](#)
- [FY23/24 Annual Report](#)
- [Key Information Document](#)
- [FAQs](#)
- [2024 ESG & Sustainability Report](#)
- [Factsheets](#)
- [2024 Capital Markets Day Presentation](#)

1

Overview

Derisking of the portfolio

As assets that have progressed through stages of construction during the reporting period discount rates have been naturally unwounded to reflect their lower risk profile; this resulted in a positive NAV impact of 1.3 pence per share. Big Rock’s energisation process has begun and is expected to be completed in the coming weeks. Dogfish remains on track for energisation in February 2025.

2

Key NAV Drivers

Cash generation and successfully securing the Resource Adequacy contract at a price that exceeded the estimates from the Company’s Mar-end quarter valuations were the key positive drivers of NAV over the period.

However, these were offset by macroeconomic factors, including updated third-party revenue curves.

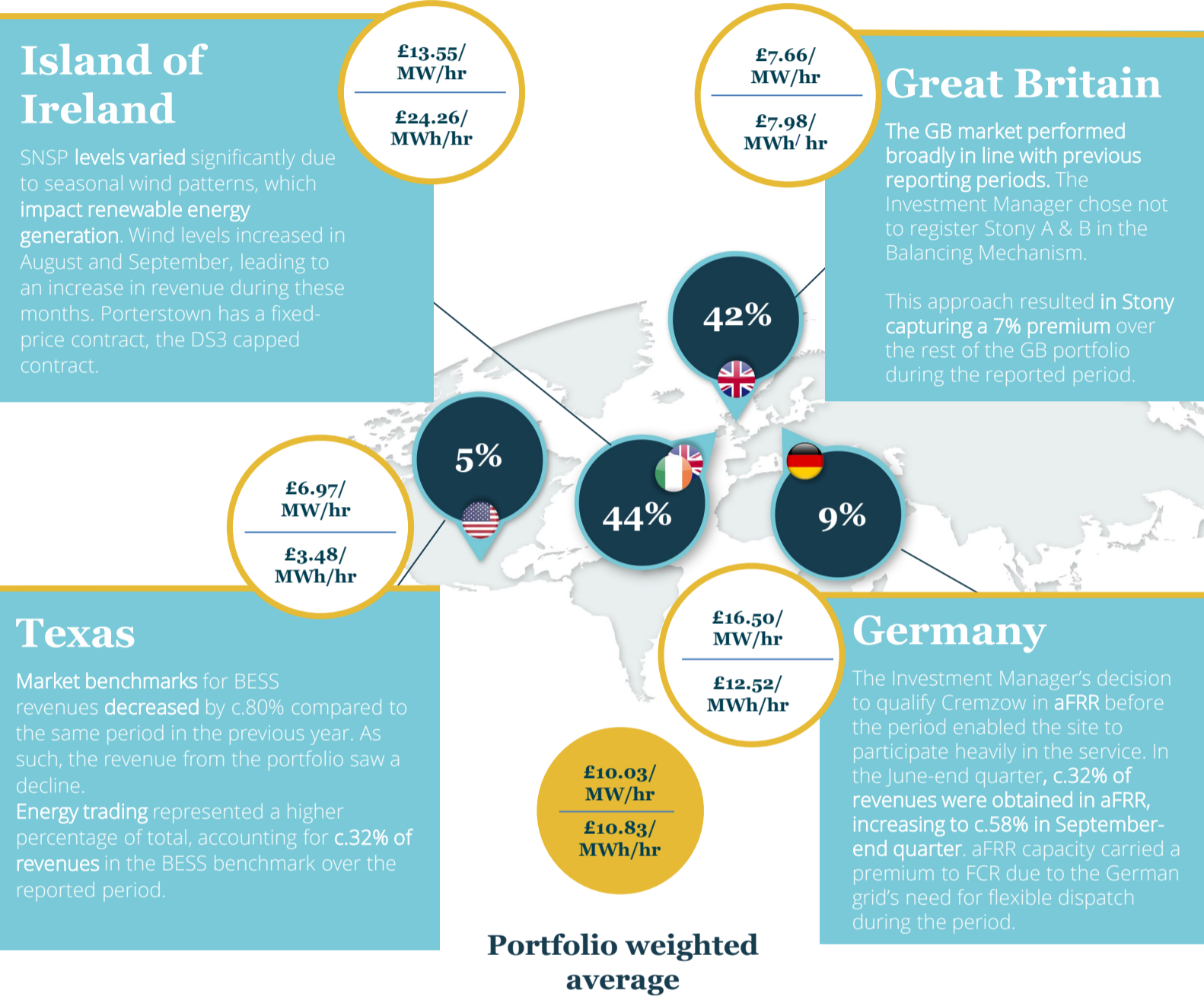
3

Investment Tax Credits

Investment Tax Credits (ITC) are available for the Company’s two construction assets located in the United States: the Big Rock asset in California (200 MW) and the Dogfish asset in Texas (75 MW). The Big Rock asset is expected to receive an investment tax credit worth up to 30% of qualifying capex. The Dogfish asset is also expected to benefit from an additional 10% adder, allowing it to receive up to 40% of qualifying capex. The Investment Manager, therefore, expects a cash inflow from the sale to be in the range of \$60 to \$80 million.

Revenue Breakdown

Average revenue per grid during the six-month period ending 30 September 2024<sup>1</sup>



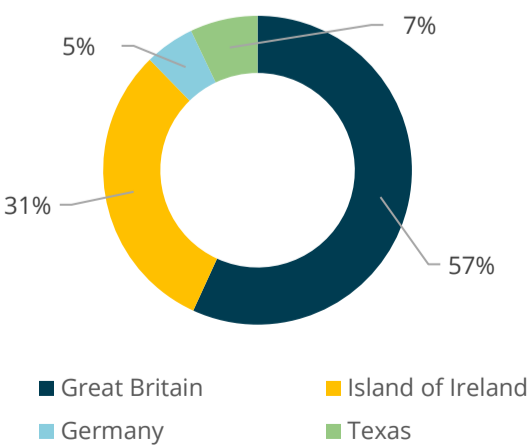
Resource Adequacy Contract

A Resource Adequacy (RA) contract was secured for the 200 MW/ 400 MWh Big Rock asset in California with J Aron, a subsidiary of Goldman Sachs, expected to commence in Summer 2025. The contract is worth over \$14 million per annum over the contract’s life. It is expected to account for up to 40% of the total expected revenue of the asset over the contract life. The 200 MW/ 400 MWh Big Rock asset was acquired in Q4 of financial year 2023. The energisation process for Big Rock has begun and is expected to be completed in the coming weeks. This is a fully stackable contract, enabling the asset to participate in multiple revenue streams concurrently, similar to the Capacity Market contracts that exist in GB.

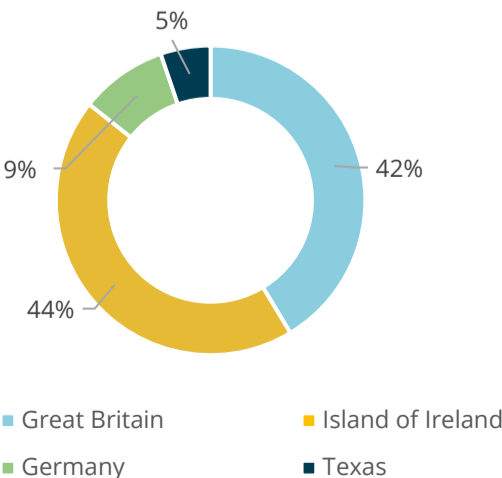
Big Rock	MW/hr	Per annum
100 MW of RA deliverability	>\$16.0	> \$14m

Diversification within the Portfolio

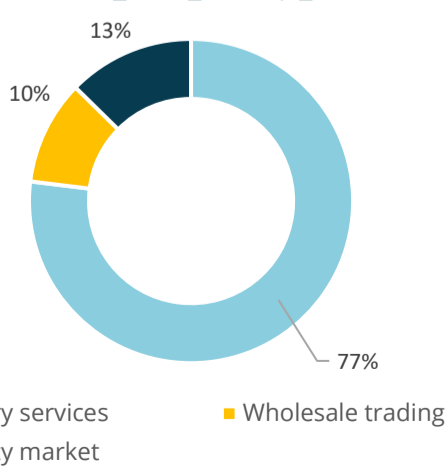
Energised capacity (MW)



Revenue split per market<sup>1</sup> (£)



Revenue split per type (£)



1. This revenue breakdown includes c. £1.9m in GB liquidated damages

## Disclaimer

This presentation has been prepared by Gore Street Capital Limited ("Gore Street Capital") for information and discussion purposes only and should not be considered to be an offer or solicitation of an offer to buy or sell shares in the capital of Gore Street Energy Storage Fund plc (the "Company"). This document, any presentation made in connection herewith and any accompanying materials do not purport to contain all information that may be required to evaluate the Company and/or its financial position and do not, and are not intended to, constitute either advice or a recommendation regarding shares of the Company. This document is not intended to be relied upon as the basis for an investment decision and does not provide, and should not be relied upon for, accounting, legal or tax advice and each prospective investor should consult its own legal, business, tax and other advisers in evaluating any potential investment opportunity.

The information in this presentation has not been fully verified and is subject to material revision and further amendment without notice.

The distribution of this presentation in, or to persons subject to the laws of, other jurisdictions may be restricted by law and persons into whose possession this document comes should inform themselves about, and observe, any such restrictions. Any failure to comply with these restrictions may constitute a violation of the laws of the relevant jurisdiction.

None of the Company, Gore Street Capital, Shore Capital, J.P. Morgan Securities plc or any other person makes any guarantee, representation or warranty, express or implied, as to the accuracy, completeness or fairness of the information and opinions contained in this document, and none of the Company, Gore Street Capital, Shore Capital, J.P. Morgan Securities plc or any other person accepts any responsibility or liability whatsoever for any loss howsoever arising from any use of this document or its contents or otherwise arising in connection therewith.

In preparing this presentation, Gore Street Capital has relied upon and assumed, without independent verification, the accuracy and completeness of all information available from public sources or which was otherwise reviewed by Gore Street Capital. The information presented in this document may be based upon the subjective views of Gore Street Capital or upon third party sources subjectively selected by Gore Street Capital. Gore Street Capital believes that such third-party sources are reliable, however no assurances can be made in this regard.

Neither this presentation nor its contents may be distributed, published or reproduced, in whole or in part, by you or any other person for any purpose. In particular, neither this presentation nor any copy of it may be: (i) taken or transmitted into the United States of America; (ii) distributed, directly or indirectly, in the United States of America or to any US person (within the meaning of regulations made under the US Securities Act 1933, as amended); (iii) subject to certain exceptions, taken or transmitted into Canada, Australia, New Zealand or the Republic of South Africa or to any resident thereof; or (iv) taken or transmitted into or distributed in Japan or to any resident thereof. Any failure to comply with these restrictions may constitute a violation of the securities laws or the laws of any such jurisdiction. The distribution of this document in other jurisdictions may be restricted by law and the persons into whose possession this document comes should inform themselves about, and observe, any such restrictions.

The value of investments and the income from them can fall as well as rise. An investor may not get back the amount of money he/she invests.

The fund is a listed fund, and returns to investors are based on share price, not net asset value ("NAV"). The fund can trade at a discount or a premium to NAV, and this changes over time. As at 30 September 2024, the fund was trading at a discount of 43.4% to the NAV to the NAV as at 30 September 2024.

This document may include statements that are, or may be deemed to be, forward-looking statements. The words "target", "expect", "anticipate", "believe", "intend", "plan", "estimate", "aim", "forecast", "project", "indicate", "should", "may", "will" and similar expressions may identify forward-looking statements. Any statements in this document regarding the Company's current intentions, beliefs or expectations concerning, among other things, the Company's operating performance, financial condition, prospects, growth, strategies, general economic conditions and the industry in which the Company operates, are forward-looking statements and are based on numerous assumptions regarding the Company's present and future business strategies and the environment in which the Company will operate in the future. Forward-looking statements involve inherent known and unknown risks, uncertainties and contingencies because they relate to events and depend on circumstances that may or may not occur in the future and that may cause the actual results, performance or achievements of the Company to differ significantly, positively or negatively, from those expressed or implied by such forward-looking statements. No representation or warranty, express or implied, is made regarding future performance or the achievement or reasonableness of any forward-looking statements. As a result, recipients of this document should not rely on forward-looking statements due to the inherent uncertainty. Save as required by applicable law or regulation, the Company undertakes no obligation to publicly release the results of any revisions to any forward-looking statements in this document that may occur due to any change in its expectations or to reflect events or circumstances after the date of this document. No statement in this document is intended to be, nor should be construed as, a profit forecast.

This document includes track record information regarding the Company and Gore Street Capital. Such information is not necessarily comprehensive and potential investors should not consider such information to be indicative of the possible future performance of the Company or any investment opportunity to which this document relates. The past performance of the Company or Gore Street Capital is not a reliable indicator of, and cannot be relied upon as a guide to, the future performance of the Company.

### Investment Manager Gore Street Capital

Alex O'Kinneide / Paula Travesso  
T +44 (0) 20 3826 0290

### Sponsor and Co-broker Shore Capital

Anita Ghanekar (Corporate Advisory)  
Fiona Conroy (Corporate Broking)  
T +44 (0) 20 3826 0290

### Co-broker J.P. Morgan Cazenove

William Simmonds / Jérémie Birnbaum  
(Corporate Finance)  
T +44 (0) 20 7742 4000

### Public Relations Buchanan

Charles Ryland / Henry Wilson  
T +44 (0) 207 466 5000  
E [gorestreet@buchanan.uk.com](mailto:gorestreet@buchanan.uk.com)